



---

## Zoznam použitej literatúry


1. Abd-Alla MA, Haggag WM (2013) Use of some plant essential oils as post-harvest botanical fungicides in the management of anthracnose disease of Mango fruits (*Mangifera indica* L.) caused by *Colletotrichum gloeosporioides* (Penz). *Int J Agric For* 3(1):1–6
2. Abdollahi A, Hassani A, Ghosta Y, Bernousi I, Meshkatsadat MH, Shabani R, Ziaee SM (2012) Evaluation of essential oils for maintaining postharvest quality of Thompson seedless table grape. *Nat Prod Res* 26 (1):77–83. <https://doi.org/10.1080/14786419.2010.541887>
3. Adams MR, Moss MO (2007) *Food Microbiology*, 3rd edn. Royal Society of Chemistry, Cambridge
4. Adé M, Burger S, Cuntzmann A, Exinger J, Meunier O (2017) Magazines in waiting areas of hospital: a forgotten microbial reservoir. *Ann Biol Clin (Paris)* 75(6):673–681. <https://doi.org/10.1684/abc.2017.1283>
5. Aguirre JS, Koutsoumanis KP (2016) Towards lag phase of microbial populations at growth-limiting conditions: The role of the variability in the growth limits of individual cells. *Int J Food Microbiol* 224:1–6. <https://doi.org/10.1016/j.ijfoodmicro.2016.01.021>
6. Akoğlu I, Bıyıklı M, Akoğlu A, Kurhan Ş (2018) Determination of the Quality and Shelf Life of Sous Vide Cooked Turkey Cutlet Stored at 4 and 12°C. *Rev Bras Ciênc Avícola* 20(1):1–8. <https://doi.org/10.1590/1806-9061-2017-0571>
7. Al-Hijazeen M, Al-Rawashdeh M (2017) Preservative effects of rosemary extract (*Rosmarinus officinalis* L.) on quality and storage stability of chicken meat patties. *Food Sci Technol* 39:27–34. <https://doi.org/10.1590/1678-457X.24817>
8. Andersson A, Ronner U, Granum PE (1995) What problems does the food industry have with the spore-forming pathogens *Bacillus cereus* and *Clostridium perfringens*. *Int J Food Microbiol* 28(2):145–155. [https://doi.org/10.1016/0168-1605\(95\)00053-4](https://doi.org/10.1016/0168-1605(95)00053-4)
9. Armstrong GA, McIlveen H (2000) Effects of prolonged storage on the sensory quality and consumer acceptance of sous vide meat-based recipe dishes. *Food Qual Prefer* 11(5):377–385. [https://doi.org/10.1016/S0950-3293\(00\)00011-2](https://doi.org/10.1016/S0950-3293(00)00011-2)
10. Arnaut-Rollier I, Vauterin L, De Vos P, Massart DL, Devriese LA, De Zutter L, Van Hoof J (1999) A numerical taxonomic study of the *Pseudomonas* flora isolated




- from poultry meat. *J Appl Microbiol* 87(1):15–28. <https://doi.org/10.1046/j.1365-2672.1999.00785.x>
11. Ashfaq MY, Da'na DA, Al-Ghouti MA (2022) Application of MALDI-TOF MS for identification of environmental bacteria: A review. *J Environ Manage* 305:114359. <https://doi.org/10.1016/j.jenvman.2021.114359>
  12. Atanassova V, Apelt J, Reich F, Klein G (2008) Microbiological quality of freshly shot game in Germany. *Meat Sci* 78(4):414–419. <https://doi.org/10.1016/j.meatsci.2007.07.004>
  13. Atasever M, Güner A, Keleş A, Tekinşen KK (2000) Salam üretiminde tavuk ve hindi eti kullanımı. *Vet Bilim Derg Eurasian J Vet Sci* 16(2):103–110
  14. Ayub H, Ahmad A (2019) Physiochemical changes in sous-vide and conventionally cooked meat. *Int J Gastron Food Sci* 17:100145. <https://doi.org/10.1016/j.ijgfs.2019.100145>
  15. Baldwin DE (2012) Sous vide cooking: A review. *Int J Gastron Food Sci* 1(1):15–30. <https://doi.org/10.1016/j.ijgfs.2011.11.002>
  16. Ben Salha G, Herrera Díaz R, Lengliz O, Abderrabba M, Labidi J (2019) Effect of the Chemical Composition of Free-Terpene Hydrocarbons Essential Oils on Antifungal Activity. *Molecules* 24(19):3532. <https://doi.org/10.3390/molecules24193532>
  17. Bıyıklı M, Akoğlu A, Kurhan Ş, Akoğlu İT (2020) Effect of different Sous Vide cooking temperature-time combinations on the physicochemical, microbiological, and sensory properties of turkey cutlet. *Int J Gastron Food Sci* 20:100204. <https://doi.org/10.1016/j.ijgfs.2020.100204>
  18. Bukvički D, Stojković D, Soković M, Vannini L, Montanari C, Pejin B, Savić A, Veljić M, Grujić S, Marin PD (2014) Satureja horvatii essential oil: In vitro antimicrobial and antiradical properties and in situ control of *Listeria monocytogenes* in pork meat. *Meat Sci* 96(3):1355–1360. <https://doi.org/10.1016/j.meatsci.2013.11.024>
  19. Burt S (2004) Essential oils: their antibacterial properties and potential applications in foods—a review. *Int J Food Microbiol* 94(3):223–253. <https://doi.org/10.1016/j.ijfoodmicro.2004.03.022>
  20. Can Ö, Harun F (2015) Shelf Life of Chicken Meat Balls Submitted to Sous Vide Treatment. *Rev Bras Ciênc Avícola* 17(2):137–144. <https://doi.org/10.1590/1516-635x1702137-144>




21. Cebrián G, Condón S, Mañas P (2017) Physiology of the Inactivation of Vegetative Bacteria by Thermal Treatments: Mode of Action, Influence of Environmental Factors and Inactivation Kinetics. *Foods* 6(12):107. <https://doi.org/10.3390/foods6120107>
22. Centers for Disease Control and Prevention (2011) CDC Estimates of Foodborne Illness in the United States
23. Chouliara E, Karatapanis A, Savvaidis IN, Kontominas MG (2007) Combined effect of oregano essential oil and modified atmosphere packaging on shelf-life extension of fresh chicken breast meat, stored at 4°C. *Food Microbiol* 24(6):607–617. <https://doi.org/10.1016/j.fm.2006.12.005>
24. Christner M, Trusch M, Rohde H, Kwiatkowski M, Schlüter H, Wolters M, Aepfelbacher M, Hentschke M (2014) Rapid MALDI-TOF Mass Spectrometry Strain Typing during a Large Outbreak of Shiga-Toxigenic *Escherichia coli*. *PLOS ONE* 9(7):e101924. <https://doi.org/10.1371/journal.pone.0101924>
25. Church IJ, Parsons AL (2000) The sensory quality of chicken and potato products prepared using cook–chill and sous vide methods. *Int J Food Sci Technol* 35(2):155–162. <https://doi.org/10.1046/j.1365-2621.2000.00361.x>
26. Clerc O, Prod'hom G, Vogne C, Bizzini A, Calandra T, Greub G (2013) Impact of Matrix-Assisted Laser Desorption Ionization Time-of-Flight Mass Spectrometry on the Clinical Management of Patients With Gram-negative Bacteremia: A Prospective Observational Study. *Clin Infect Dis* 56(8):1101–1107. <https://doi.org/10.1093/cid/cis1204>
27. Çolak H, Ugurluay G, Nazli B, Bİngöl E (2011) The effect of humidity absorbing filters used as packing material on the shelf life of turkey meat Paketleme kullanılan nem tutucu filtrelerin hindi etinin raf ömrü üzerine etkisi. *Istanb Univ Vet Fak Derg* 37(2)
28. Corry JEL, Atabay HI (2001) Poultry as a source of *Campylobacter* and related organisms. *J Appl Microbiol* (90):96–114
29. Creed P (1998) Sensory and nutritional aspects of sous vide processed foods. pp 57–88
30. Cristina C, Annalisa L, Amalia C, Francesco C, Del Nobile MA (2013) In vitro and in vivo application of active compounds with anti-yeast activity to improve the shelf life of ready-to-eat table grape. *World J Microbiol Biotechnol* 29(6):1075–1084. <https://doi.org/10.1007/s11274-013-1271-y>




31. Croxatto A, Prod'hom G, Greub G (2012) Applications of MALDI-TOF mass spectrometry in clinical diagnostic microbiology. *FEMS Microbiol Rev* 36(2):380–407. <https://doi.org/10.1111/j.1574-6976.2011.00298.x>
32. Davidson PM, Cekmer HB, Monu EA, Techathuvanan C (2015) The use of natural antimicrobials in food. In: *Handbook of Natural Antimicrobials for Food Safety and Quality*. Elsevier, pp 1–27
33. Dawoud TM, Davis ML, Park SH, Kim SA, Kwon YM, Jarvis N, O'Bryan CA, Shi Z, Crandall PG, Ricke SC (2017) The Potential Link between Thermal Resistance and Virulence in Salmonella: A Review. *Front Vet Sci* 4:93. <https://doi.org/10.3389/fvets.2017.00093>
34. Degala HL, Mahapatra AK, Demirci A, Kannan G (2018) Evaluation of non-thermal hurdle technology for ultraviolet-light to inactivate Escherichia coli K12 on goat meat surfaces. *Food Control* 90:113–120. <https://doi.org/10.1016/j.foodcont.2018.02.042>
35. Diksha D, Upadhyay S, Singh S, Gururani P (2019) Enhancing the flavour of oil by Infusion of different herbs-review. *Pharma Innov J* 8(5):626–632
36. Dogruyol H, Mol S, Cosansu S (2020) Increased thermal sensitivity of Listeria monocytogenes in sous-vide salmon by oregano essential oil and citric acid. *Food Microbiol* 90:103496. <https://doi.org/10.1016/j.fm.2020.103496>
37. Donnelly CW (2001) Listeria monocytogenes: a Continuing Challenge. *Nutr Rev* 59(6):183–194. <https://doi.org/10.1111/j.1753-4887.2001.tb07011.x>
38. Doyle M (1989) *Foodborne Bacterial Pathogens*. CRC Press
39. Doyle ME, Mazzotta AS, Wang T, Wiseman DW, Scott VN (2001) Heat Resistance of Listeria monocytogenes. *J Food Prot* 64(3):410–429. <https://doi.org/10.4315/0362-028X-64.3.410>
40. Edris AE, Farrag ES (2003) Antifungal activity of peppermint and sweet basil essential oils and their major aroma constituents on some plant pathogenic fungi from the vapor phase. *Food Nahr* 47(2):117–121. <https://doi.org/10.1002/food.200390021>
41. Elbehiry A, Al-Dubaib M, Marzouk E, Albejaidi FM, Radwan MAA, Alzaben F, Alharbi A (2019) Proteomic Analysis and Molecular Characterization of Airborne Bioaerosols in Indoor and Outdoor Environment in Al-Qassim Region, Saudi Arabia. *J Pure Appl Microbiol* 13(2):1041–1053



42. Elgayyar M, Draughon FA, Goulden DA, Mount JR (2001) Antimicrobial Activity of Essential Oils from Plants against Selected Pathogenic and Saprophytic Microorganisms. *J Food Prot* 64(7):1019–1024. <https://doi.org/10.4315/0362-028X-64.7.1019>
43. Ertas ON, Guler T, Ciftci M, Dalkilic B, . UGS (2005) The Effect of an Essential Oil Mix Derived from Oregano, Clove and Anise on Broiler Performance. *Int J Poult Sci* 4(11):879–884. <https://doi.org/10.3923/ijps.2005.879.884>
44. Farag RS, Badei AZ, El Baroty, GS (1989) Influence of thyme and clove essential oils on cottonseed oil oxidation. *J Am Oil Chem Soc* 66(6):800–804
45. Farber JM, Peterkin PI (1991) *Listeria monocytogenes*, a food-borne pathogen. *Microbiol Rev* 55(3):476–511. <https://doi.org/10.1128/mr.55.3.476-511.1991>
46. Fernández P s., Peck MW (1999) A Predictive Model That Describes the Effect of Prolonged Heating at 70 to 90°C and Subsequent Incubation at Refrigeration Temperatures on Growth from Spores and Toxigenesis by Nonproteolytic *Clostridium botulinum* in the Presence of Lysozyme. *Appl Environ Microbiol* 65(8):3449–3457
47. Font-i-Furnols M, Guerrero L (2014) Consumer preference, behavior and perception about meat and meat products: An overview. *Meat Sci* 98(3):361–371. <https://doi.org/10.1016/j.meatsci.2014.06.025>
48. Freitas AR, Sousa C, Novais C, Silva L, Ramos H, Coque TM, Lopes J, Peixe L (2017) Rapid detection of high-risk *Enterococcus faecium* clones by matrix-assisted laser desorption ionization time-of-flight mass spectrometry. *Diagn Microbiol Infect Dis* 87(4):299–307. <https://doi.org/10.1016/j.diagmicrobio.2016.12.007>
49. García-Linares M c., Gonzalez-Fandos E, García-Fernández M c., García-Arias M t. (2004) Microbiological and Nutritional Quality of Sous Vide or Traditionally Processed Fish: Influence of Fat Content. *J Food Qual* 27(5):371–387. <https://doi.org/10.1111/j.1745-4557.2004.00676.x>
50. Ghazala S, Aucoin J, Alkanani T (1996) Pasteurization Effect on Fatty Acid Stability in a Sous Vide Product Containing Seal Meat (*Phoca groenlandica*). *J Food Sci* 61(3):520–523. <https://doi.org/10.1111/j.1365-2621.1996.tb13147.x>
51. Goñi MG, Tomadoni B, Moreira MR, Roura SI (2013) Application of tea tree and clove essential oil on late development stages of Butterhead lettuce: Impact on microbiological quality. *LWT - Food Sci Technol* 54(1):107–113.



- <https://doi.org/10.1016/j.lwt.2013.04.021>
52. González-Fandos E, García-Linares MC, Villarino-Rodríguez A, García-Arias MT, García-Fernández MC (2004) Evaluation of the microbiological safety and sensory quality of rainbow trout (*Oncorhynchus mykiss*) processed by the sous vide method. *Food Microbiol* 21(2):193–201. [https://doi.org/10.1016/S0740-0020\(03\)00053-4](https://doi.org/10.1016/S0740-0020(03)00053-4)
  53. González-Fandos E, Villarino-Rodríguez A, García-Linares MC, García-Arias MT, García-Fernández MC (2005) Microbiological safety and sensory characteristics of salmon slices processed by the sous vide method. *Food Control* 16(1):77–85. <https://doi.org/10.1016/j.foodcont.2003.11.011>
  54. Gould GW (1999) Sous vide foods: conclusions of an ECFF Botulinum Working Party. *Food Control* 10(1):47–51. [https://doi.org/10.1016/S0956-7135\(98\)00133-9](https://doi.org/10.1016/S0956-7135(98)00133-9)
  55. Günther I, Niwagaba CB, Lüthi C, Horst A, Mosler H-J, Tumwebaze IK (2012) When is shared sanitation improved sanitation? - The correlation between number of users and toilet hygiene. <https://mpira.ub.uni-muenchen.de/45830/>. Accessed 7 Dec 2022
  56. Haghghi H, Belmonte AM, Masino F, Minelli G, Lo Fiego DP, Pulvirenti A (2021) Effect of Time and Temperature on Physicochemical and Microbiological Properties of Sous Vide Chicken Breast Fillets. *Appl Sci* 11(7):3189. <https://doi.org/10.3390/app11073189>
  57. Hammerum AM (2012) Enterococci of animal origin and their significance for public health. *Clin Microbiol Infect* 18(7):619–625. <https://doi.org/10.1111/j.1469-0691.2012.03829.x>
  58. Hansen TB, Knøchel S, Juncher D, BerTEISEN G (1995) Storage characteristics of sous vide cooked roast beef. *Int J Food Sci Technol* 30(3):365–378. <https://doi.org/10.1111/j.1365-2621.1995.tb01384.x>
  59. Hanssen E, Jung M (1973) CONTROL OF AFLATOXINS IN THE FOOD INDUSTRY. In: Krogh P (ed) *Control of Mycotoxins*. Butterworth-Heinemann, pp 239–250
  60. Herath H, Abeywickrama K (2008) In vitro application of selected essential oils and their major components in controlling fungal pathogens of crown rot in Embul banana (*Musa acuminata*– AAB). *Int J Food Sci Technol* 43(3):440–447. <https://doi.org/10.1111/j.1365-2621.2006.01465.x>




61. Heredia N, García S (2018) Animals as sources of food-borne pathogens: A review. *Anim Nutr* 4(3):250–255. <https://doi.org/10.1016/j.aninu.2018.04.006>
62. Hong G-E, Kim J-H, Ahn S-J, Lee C-H (2015) Changes in Meat Quality Characteristics of the Sous-vide Cooked Chicken Breast during Refrigerated Storage. *Korean J Food Sci Anim Resour* 35(6):757–764. <https://doi.org/10.5851/kosfa.2015.35.6.757>
63. Huang W-Y, Cai Y-Z, Zhang Y (2009) Natural Phenolic Compounds From Medicinal Herbs and Dietary Plants: Potential Use for Cancer Prevention. *Nutr Cancer* 62(1):1–20. <https://doi.org/10.1080/01635580903191585>
64. Jakowienko P, Wójcik-Stopczyńska B, Jadczyk D (2011) Antifungal activity of essential oils from two varieties of sweet basil (*Ocimum basilicum* L.). *Veg Crops Res Bull* 74:97–106
65. Jančová P, Pachlová V, Čechová E, Cedidlová K, Šerá J, Pištěková H, Buňka F, Buňková L (2020) Occurrence of Biogenic Amines Producers in the Wastewater of the Dairy Industry. *Molecules* 25(21):5143. <https://doi.org/10.3390/molecules25215143>
66. Jørgensen F, Sadler-Reeves L, Shore J, Aird H, Elviss N, Fox A, Kaye M, Willis C, Amar C, Pinna ED, Mclauchlin J (2017) An assessment of the microbiological quality of lightly cooked food (including sous-vide) at the point of consumption in England. *Epidemiol Infect* 145(7):1500–1509. <https://doi.org/10.1017/S0950268817000048>
67. Kačániová M, Terentjeva M, Kántor A, Tokár M, Puchalski C, Ivanišová E (2017) Antimicrobial Effect of Sage (*Salvia officinalis* L.) and Rosemary (*Rosmarinus officinalis* L.) Essential Oils on Microbiota of Chicken Breast. *Proc Latv Acad Sci Sect B Nat Exact Appl Sci* 71(6):461–467. <https://doi.org/10.1515/prolas-2017-0081>
68. Karagözlü N, Ergönül B, Özcan D (2011) Determination of antimicrobial effect of mint and basil essential oils on survival of *E. coli* O157:H7 and *S. typhimurium* in fresh-cut lettuce and purslane. *Food Control* 22(12):1851–1855. <https://doi.org/10.1016/j.foodcont.2011.04.025>
69. Kisluk G, Kalily E, Yaron S (2013) Resistance to essential oils affects survival of *Salmonella enterica* serovars in growing and harvested basil. *Environ Microbiol* 15(10):2787–2798. <https://doi.org/10.1111/1462-2920.12139>




70. Kocić-Tanackov S, Dimić G, Lević J, Tanackov I, Tuco D (2011) Antifungal activities of basil (*Ocimum basilicum* L.) extract on *Fusarium* species. *Afr J Biotechnol* 10(50):10188–10195. <https://doi.org/10.5897/AJB11.1330>
71. Kocić-Tanackov S, Dimić G, Pejin D, Mojović L, Pejin J, Tanackov I (2012) Antifungal activity of the basil (*Ocimum basilicum* L.) extract on *Penicillium aurantiogriseum*, *P. glabrum*, *P. chrysogenum*, and *P. brevicompactum*. *Acta Period Technol* (43):247–256. <https://doi.org/10.2298/APT1243247K>
72. Kunová S, Zelenáková L, Lopašovský L, Mellen M, Čapla J, Zajác P, Kačániová M (2017) Microbiological quality of chicken breast meat after application of thyme and caraway essential oils. *Potravinárstvo Slovak J Food Sci* 11(1):167–174
73. Lassen A, Kall M, Hansen K, Ovesen L (2002) A comparison of the retention of vitamins B1, B2 and B6, and cooking yield in pork loin with conventional and enhanced meal-service systems. *Eur Food Res Technol* (215):194–199
74. Lauková A, Strompfová V, Ščerbová J, Pogány Simonová M (2019) Virulence Factor Genes Incidence among Enterococci from Sewage Sludge in Eastern Slovakia following Safety Aspect. *BioMed Res Int* 2019:2735895. <https://doi.org/10.1155/2019/2735895>
75. Lévesque S, Dufresne PJ, Soualhine H, Domingo MC, Bekal S, Lefebvre B, Tremblay C (2015) A Side by Side Comparison of Bruker Biotyper and VITEK MS: Utility of MALDI-TOF MS Technology for Microorganism Identification in a Public Health Reference Laboratory. *PloS One* 10(12):144–178. <https://doi.org/10.1371/journal.pone.0144878>
76. Lourenço SC, Moldão-Martins M, Alves VD (2019) Antioxidants of Natural Plant Origins: From Sources to Food Industry Applications. *Mol Basel Switz* 24(22):4132. <https://doi.org/10.3390/molecules24224132>
77. Mambanzulua Ngoma P, Hiligsmann S, Sumbu Zola E, Ongena M, Thonart P (2015) Impact of different plant secondary metabolites addition: saponin, tannic acid, salicin and aloin on glucose anaerobic co-digestion. *Ferment Technol* 4(1)
78. Martiny D, Debaugnies F, Gateff D, Gérard M, Aoun M, Martin C, Konopnicki D, Loizidou A, Georgala A, Hainaut M, Chantrenne M, Dediste A, Vandenberg O, Van Praet S (2013) Impact of rapid microbial identification directly from positive blood cultures using matrix-assisted laser desorption/ionization time-of-flight mass spectrometry on patient management. *Clin Microbiol Infect* 19(12):E568–E581. <https://doi.org/10.1111/1469-0691.12282>



79. McIntyre L, Jorgenson V, Ritson M (2017) Sous vide style cooking practices linked to *Salmonella* Enteritidis illnesses. *Environ Health Rev* 60(2):42–49. <https://doi.org/10.5864/d2017-014>
80. McMinn RP, King AM, Milkowski AL, Hanson R, Glass KA, Sindelar JJ (2018) Processed Meat Thermal Processing Food Safety—Generating D-Values for *Salmonella*, *Listeria monocytogenes*, and *Escherichia coli*. *Meat Muscle Biol* 2(1). <https://doi.org/10.22175/mmb2017.11.0057>
81. Mead GC (2004) Microbiological quality of poultry meat: a review. *Braz J Poult Sci* 6:135–142. <https://doi.org/10.1590/S1516-635X2004000300001>
82. Mickiene R, Bakutis B, Baliukoniene V (2011) Antimicrobial activity of two essential oils. *Ann Agric Environ Med* 18(1)
83. Mol S, Ozturan S, Cosansu S (2012) DETERMINATION OF THE QUALITY AND SHELF LIFE OF SOUS VIDE PACKAGED BONITO (SARDA SARDA, BLOCH, 1793) STORED AT 4 AND 12C: QUALITY AND SHELF LIFE OF SOUS VIDE BONITO. *J Food Qual* 35(2):137–143. <https://doi.org/10.1111/j.1745-4557.2011.00430.x>
84. Moreira MR, Ponce AG, del Valle CE, Roura SI (2005) Inhibitory parameters of essential oils to reduce a foodborne pathogen. *LWT - Food Sci Technol* 38(5):565–570. <https://doi.org/10.1016/j.lwt.2004.07.012>
85. Moreira MR, Ponce AG, Del Valle CE, Roura SI (2007) Effects of clove and tea tree oils on *Escherichia coli* O157: H7 in blanched spinach and minced cooked beef. *J Food Process Preserv* 31(4):379–391
86. Mossel DAA, Struijk CB (1991) Public health implication of refrigerated pasteurized ('sous-vide') foods. *Int J Food Microbiol* 13(3):187–206. [https://doi.org/10.1016/0168-1605\(91\)90003-8](https://doi.org/10.1016/0168-1605(91)90003-8)
87. Nkere CK, Ibe NI, Iroegbu CU (2011) Bacteriological Quality of Foods and Water Sold by Vendors and in Restaurants in Nsukka, Enugu State, Nigeria: A Comparative Study of Three Microbiological Methods. *J Health Popul Nutr* 29(6):560–566
88. Norén N, Arnold D (2009) Cooking Issues – The International Culinary Center's Tech 'N Stuff Blog. <https://cookingissues.com/>
89. Nyati H (2000) FDA, 2009. Food Code. Technical Report. U.S. Department of Health and Human Services. Survival characteristics and the applicability of predictive mathematical modelling to *Listeria monocytogenes* growth in sous vide




- products. *Int J Food Microbiol* (56):123–132
90. Odonkor ST, Ampofo JK (2013) *Escherichia coli* as An Indicator of Bacteriological Quality of Water: An Overview. *Microbiol Res* 4(1):e2. <https://doi.org/10.4081/mr.2013.e2>
91. Ohlsson T (1994) Minimal processing-preservation methods of the future: an overview. *Trends Food Sci Technol* 5(11):341–344. [https://doi.org/10.1016/0924-2244\(94\)90210-0](https://doi.org/10.1016/0924-2244(94)90210-0)
92. O'Mahony FC, O'Riordan TC, Papkovskaia N, Ogurtsov VI, Kerry JP, Papkovsky DB (2004) Assessment of oxygen levels in convenience- style muscle- based sous vide products through optical means and impact on shelf- life stability. *Packag Technol Sci Int J* 17(4):225–234
93. Omidbeygi M, Barzegar M, Hamidi Z, Naghdibadi H (2007) Antifungal activity of thyme, summer savory and clove essential oils against *Aspergillus flavus* in liquid medium and tomato paste. *Food Control* 18(12):1518–1523. <https://doi.org/10.1016/j.foodcont.2006.12.003>
94. Onyeaka H, Nwabor O, Jang S, Obileke K, Hart A, Anumudu C, Miri T (2022) Sous vide processing: a viable approach for the assurance of microbial food safety. *J Sci Food Agric* 102(9):3503–3512. <https://doi.org/10.1002/jsfa.11836>
95. Ouibrahim A, Tlili-Ait-kaki Y, Bennadja S, Amrouni AG (2013) Evaluation of antibacterial activity of *Laurus nobilis* L., *Rosmarinus officinalis* L. and *Ocimum basilicum* L. from Northeast of Algeria. *Afr J Microbiol Res* 7(42):4968–4973
96. Oviaño M, Fernández B, Fernández A, Barba MJ, Mouriño C, Bou G (2014) Rapid detection of enterobacteriaceae producing extended spectrum beta-lactamases directly from positive blood cultures by matrix-assisted laser desorption ionization-time of flight mass spectrometry. *Clin Microbiol Infect* 20(11):1146–1157. <https://doi.org/10.1111/1469-0691.12729>
97. Oxenham SK, Svoboda KP, Walters DR (2005) Antifungal Activity of the Essential Oil of Basil (*Ocimum basilicum*). *J Phytopathol* 153(3):174–180. <https://doi.org/10.1111/j.1439-0434.2005.00952.x>
98. Paulsen P, Hilbert F, Winkelmayr R, Mayrhofer S, Hofbauer P, Smulders FJM (2003) Zur tierärztlichen Fleischuntersuchung von Wild, dargestellt an der Untersuchung von Rehen in Wildfleischbearbeitungsbetrieben. *Zur Tierärztl Fleischunters Von Wild Dargestellt Unters Von Rehen Wildfleischbearbeitungsbetrieben* 54(5–6):137–140



99. Pavlovic M, Huber I, Konrad R, Busch U (2013) Application of MALDI-TOF MS for the Identification of Food Borne Bacteria. *Open Microbiol J* 7:135–141. <https://doi.org/10.2174/1874285801307010135>
100. Peck MW (1997) *Clostridium botulinum* and the safety of refrigerated processed foods of extended durability. *Trends Food Sci Technol* 8(6):186–192. [https://doi.org/10.1016/S0924-2244\(97\)01027-3](https://doi.org/10.1016/S0924-2244(97)01027-3)
101. Peck MW, Stringer SC (2005) The safety of pasteurised in-pack chilled meat products with respect to the foodborne botulism hazard. *Meat Sci* 70(3):461–475. <https://doi.org/10.1016/j.meatsci.2004.07.019>
102. Perricone M, Arace E, Corbo MR, Sinigaglia M, Bevilacqua A (2015) Bioactivity of essential oils: a review on their interaction with food components. *Front Microbiol* 6
103. Petracci M, Cavani C (2012) Muscle Growth and Poultry Meat Quality Issues. *Nutrients* 4(1):1–12. <https://doi.org/10.3390/nu4010001>
104. Pino Hernández EJG, Carvalho RN de, Joele MRSP, Araújo C da S, Lourenço L de FH (2017) Effects of modified atmosphere packing over the shelf life of sous vide from captive pirarucu (*Arapaima gigas*). *Innov Food Sci Emerg Technol* 39:94–100. <https://doi.org/10.1016/j.ifset.2016.11.009>
105. Piyo A, Udomsilp J, Khang-Khun P, Thobunluepop P (2009) Antifungal activity of essential oils from basil (*Ocimum basilicum* Linn.) and sweet fennel (*Ocimum gratissimum* Linn.): Alternative strategies to control pathogenic fungi in organic rice. *J Food Ag-Ind* 2 (8):2–9
106. Ponce A g., del Valle C, Roura S i. (2004) Shelf Life of Leafy Vegetables Treated with Natural Essential Oils. *J Food Sci* 69(2):fms50–fms56. <https://doi.org/10.1111/j.1365-2621.2004.tb15515.x>
107. Ponce A, Roura SI, Moreira MDR (2011) Essential oils as biopreservatives: different methods for the technological application in lettuce leaves. *J Food Sci* 76(1):34–40
108. Ponce AG, Fritz R, del Valle C, Roura SI (2003) Antimicrobial activity of essential oils on the native microflora of organic Swiss chard. *LWT - Food Sci Technol* 36(7):679–684. [https://doi.org/10.1016/S0023-6438\(03\)00088-4](https://doi.org/10.1016/S0023-6438(03)00088-4)
109. Ponce AG, Roura SI, del Valle CE, Moreira MR (2008) Antimicrobial and antioxidant activities of edible coatings enriched with natural plant extracts: In vitro and in vivo studies. *Postharvest Biol Technol* 49(2):294–300.




- <https://doi.org/10.1016/j.postharvbio.2008.02.013>
110. Posada-Izquierdo GD, Pérez-Rodríguez F, López-Gálvez F, Allende A, Selma MV, Gil MI, Zurera G (2013) Modelling growth of *Escherichia coli* O157:H7 in fresh-cut lettuce submitted to commercial process conditions: Chlorine washing and modified atmosphere packaging. *Food Microbiol* 33(2):131–138. <https://doi.org/10.1016/j.fm.2012.08.010>
  111. Pott DM, Osorio S, Vallarino JG (2019) From Central to Specialized Metabolism: An Overview of Some Secondary Compounds Derived From the Primary Metabolism for Their Role in Conferring Nutritional and Organoleptic Characteristics to Fruit. *Front Plant Sci* 10
  112. Pranada AB, Witt E, Bienia M, Kostrzewa M, Timke M Accurate differentiation of *Mycobacterium chimaera* from *Mycobacterium intracellulare* by MALDI-TOF MS analysis. *J Med Microbiol* 66(5):670–677
  113. Ramane K, Galoburda R, Mūrniece I, Dukalska L (2010) Physical-chemical evaluation of sous vide cooked parent stock hen breast meat during refrigerated storage. *Annu 16th Int Sci Conf Proc Res Rural Dev 2010 Jelgava Latv 19-21 May 2010 Vol 1* :159–162
  114. Ramayoni S, Martín C (2007) Estudio de la actividad antimicrobiana de extractos naturales y ácidos orgánicos : posible alternativa a los antibióticos promotores de crecimiento. Universitat Autònoma de Barcelona,
  115. Resurreccion AVA (2004) Sensory aspects of consumer choices for meat and meat products. *Meat Sci* 66(1):11–20. [https://doi.org/10.1016/S0309-1740\(03\)00021-4](https://doi.org/10.1016/S0309-1740(03)00021-4)
  116. Roldán M, Antequera T, Hernández A, Ruiz J (2015) Physicochemical and microbiological changes during the refrigerated storage of lamb loins sous-vide cooked at different combinations of time and temperature. *Food Sci Technol Int* 21(7):512–522. <https://doi.org/10.1177/1082013214552861>
  117. Rouger A, Tresse O, Zagorec M (2017) Bacterial Contaminants of Poultry Meat: Sources, Species, and Dynamics. *Microorganisms* 5(3):50. <https://doi.org/10.3390/microorganisms5030050>
  118. Ruiz-Carrascal J, Roldan M, Refolio F, Perez-Palacios T, Antequera T (2019) Sous-vide cooking of meat: A Maillarized approach. *Int J Gastron Food Sci* 16:100138. <https://doi.org/10.1016/j.ijgfs.2019.100138>
  119. Rybka-Rodgers S (2001) Improvement of food safety design of cook-chill foods. *Food Res Int* 34(5):449–455. [https://doi.org/10.1016/S0963-9969\(01\)00062-X](https://doi.org/10.1016/S0963-9969(01)00062-X)



120. Sachithanathan V (2017) A study on the consumer awareness of food additives in packaged food and their effects on health in Abha region, Saudi Arabia. *J Food Technol Preserv* 1(3):14–27
121. Saeed K, Pasha I, Jahangir Chughtai MF, Ali Z, Bukhari H, Zuhair M (2022) Application of essential oils in food industry: challenges and innovation. *J Essent Oil Res* 34(2):97–110. <https://doi.org/10.1080/10412905.2022.2029776>
122. Sala-Comorera L, Caudet-Segarra L, Galofré B, Lucena F, Blanch AR, García-Aljaro C (2020) Unravelling the composition of tap and mineral water microbiota: Divergences between next-generation sequencing techniques and culture-based methods. *Int J Food Microbiol* 334:108850. <https://doi.org/10.1016/j.ijfoodmicro.2020.108850>
123. Sánchez-Rodríguez I, Huerta-Díaz MA, Choumiline E, Holguín-Quiñones O, Zertuche-González JA (2001) Elemental concentrations in different species of seaweeds from Loreto Bay, Baja California Sur, Mexico: implications for the geochemical control of metals in algal tissue. *Environ Pollut* 114(2):145–160. [https://doi.org/10.1016/S0269-7491\(00\)00223-2](https://doi.org/10.1016/S0269-7491(00)00223-2)
124. Satyal P, Hieu HV, Chuong NTH, Hung NH (2019) Chemical composition, Aedes mosquito larvicidal activity, and repellent activity against *Triatoma rubrofasciata* of *Severinia monophylla* leaf essential oil. *Parasitol Res* 118(3):733–742
125. Schellekens M (1996) New research issues in sous-vide cooking. *Trends Food Sci Technol* 7(8):256–262. [https://doi.org/10.1016/0924-2244\(96\)10027-3](https://doi.org/10.1016/0924-2244(96)10027-3)
126. Sergelidis D, Abraham A (2009) Adaptive response of *Listeria monocytogenes* to heat and its impact on food safety. *Food Control* 20(1):1–10. <https://doi.org/10.1016/j.foodcont.2008.01.006>
127. Shaaban HAE, El-Ghorab AH, Shibamoto T (2012) Bioactivity of essential oils and their volatile aroma components: Review. *J Essent Oil Res* 24(2):203–212. <https://doi.org/10.1080/10412905.2012.659528>
128. Shirazi MT, Gholami H, Kavooosi G, Rowshan V (2014) Chemical composition, antioxidant, antimicrobial and cytotoxic activities of *Tagetes minuta* and *Ocimum basilicum* essential oils. *Food Sci Nutr* 2(2):146–155
129. Simmons M, Fletcher DL, Cason JA, Berrang ME (2003) Recovery of *Salmonella* from Retail Broilers by a Whole-Carcass Enrichment Procedure. *J Food Prot* 66(3):446–450. <https://doi.org/10.4315/0362-028X-66.3.446>



130. Simpson MV, Smith JP, Simpson BK, Ramaswamy H, Dodds KL (1994) Storage studies on a sous vide spaghetti and meat sauce product. *Food Microbiol* 11(1):5–14. <https://doi.org/10.1006/fmic.1994.1002>
131. Singh CB, Kumari N, Senapati SR, Lekshmi M, Nagalakshmi K, Balange AK, Chouksey MK, Venkateshwarlu G, Xavier KAM (2016) Sous vide processed ready-to-cook seerfish steaks: Process optimization by response surface methodology and its quality evaluation. *LWT - Food Sci Technol* 74(Complete):62–69. <https://doi.org/10.1016/j.lwt.2016.07.017>
132. Smelt JPPM, Brul S (2014) Thermal Inactivation of Microorganisms. *Crit Rev Food Sci Nutr* 54(10):1371–1385. <https://doi.org/10.1080/10408398.2011.637645>
133. Smerdon WJ, Jones R, McLauchlin J, Reacher M (2001) Surveillance of listeriosis in England and Wales, 1995-1999. *Commun Dis Public Health* 4(3):188–193
134. Snyder OP (1995) The Applications of HACCP for MAP and Sous Vide Products. In: *Principles of Modified-Atmosphere and Sous Vide Product Packaging*. Routledge
135. Sofos JN (2008) Challenges to meat safety in the 21st century. *Meat Sci* 78(1):3–13. <https://doi.org/10.1016/j.meatsci.2007.07.027>
136. Sokółowicz Z, Augustyńska-Prejsnar A, Krawczyk J, Kačániová M, Kluz M, Hanus P, Topczewska J (2021) Technological and Sensory Quality and Microbiological Safety of RIR Chicken Breast Meat Marinated with Fermented Milk Products. *Animals* 11(11):3282. <https://doi.org/10.3390/ani11113282>
137. Solberg M, Buckalew JJ, Chen CM, Schaffner DW, O'Neill K, McDowell J, Post LS, Boderck M (1990) Microbiological safety assurance system for foodservice facilities. *Food Technol* 44(12):68–73
138. Soletska A, Krasota A (2017) Prospects of applying vacuum technology in the manufacture of culinary poultry meat products. *Food Environ Saf J* 15(1)
139. Soliman KM, Badeaa RI (2002) Effect of oil extracted from some medicinal plants on different mycotoxigenic fungi. *Food Chem Toxicol* 40(11):1669–1675. [https://doi.org/10.1016/S0278-6915\(02\)00120-5](https://doi.org/10.1016/S0278-6915(02)00120-5)
140. Spanu T, Posteraro B, Fiori B, D'Inzeo T, Campoli S, Ruggeri A, Tumbarello M, Canu G, Treccarichi EM, Parisi G, Tronci M, Sanguinetti M, Fadda G (2012) Direct MALDI-TOF Mass Spectrometry Assay of Blood Culture Broths for Rapid Identification of *Candida* Species Causing Bloodstream Infections: an Observational Study in Two Large Microbiology Laboratories. *J Clin Microbiol*



- 
- 50(1):176–179. <https://doi.org/10.1128/JCM.05742-11>
141. Srivastava HC, Shukla P, Tripathi S, Shanker B (2014) Antioxidant and antimicrobial activities of sweet basil oils. *Int J Pharm Sci Res* 39:282–285
142. Stea TH, Johansson M, Jägerstad M, Frølich W (2007) Retention of folates in cooked, stored and reheated peas, broccoli and potatoes for use in modern large-scale service systems. *Food Chem* 101(3):1095–1107. <https://doi.org/10.1016/j.foodchem.2006.03.009>
143. Stringer SC, Metris A (2017) Predicting bacterial behaviour in sous vide food. *Int J Gastron Food Sci*
144. Suen LK, Siu GK, Guo YP, Yeung SK, Lo KY, O'Donoghue M (2019) The public washroom-friend or foe? An observational study of washroom cleanliness combined with microbiological investigation of hand hygiene facilities. *Antimicrob Resist Infect Control* 8(1):1–6
145. Suzuki Y, Niina K, Matsuwaki T, Nukazawa K, Iguchi A (2018) Bacterial flora analysis of coliforms in sewage, river water, and ground water using MALDI-TOF mass spectrometry. *J Environ Sci Health Part A* 53(2):160–173. <https://doi.org/10.1080/10934529.2017.1383128>
146. Trongtokit Y, Rongsriyam Y, Komalamisra N, Apiwathnasorn C (2005) Comparative repellency of 38 essential oils against mosquito bites. *Phytother Res* 19(4):303–309. <https://doi.org/10.1002/ptr.1637>
147. Vaudagna SRV, Sánchez G, Neira MS, Insani EM (2002) Sous vide cooked beef muscles: effects of low temperature–long time (LT–LT) treatments on their quality characteristics and storage stability. *Int J Food Sci*. <https://doi.org/10.1046/j.1365-2621.2002.00581.x>
148. Waldroup AL (1996) Contamination of raw poultry with pathogens I. *Worlds Poult Sci J* 52(1):7–25. <https://doi.org/10.1079/WPS19960002>
149. Wan W, Wilcock W, Coventry C (1998) The effect of essential oils of basil on the growth of *Aeromonas hydrophila* and *Pseudomonas fluorescens*. *J Appl Microbiol* 84(2):152–158
150. Wang SH, Chang MH, Chen TC (2004) Shelf-life and Microbiological Profiler of Chicken Wing Products Following Sous vide Treatment. *Int J Poult Sci* 3(5):326–332. <https://doi.org/10.3923/ijps.2004.326.332>
151. Williams K, Allen G, Bolton FJ (2002) Survey on the microbiological examination of barbecued chicken. *Food Saf Express* 3(3):267
-



152. Wolters M, Rohde H, Maier T, Belmar-Campos C, Franke G, Scherpe S, Aepfelbacher M, Christner M (2011) MALDI-TOF MS fingerprinting allows for discrimination of major methicillin-resistant *Staphylococcus aureus* lineages. *Int J Med Microbiol IJMM* 301(1):64–68. <https://doi.org/10.1016/j.ijmm.2010.06.002>
153. Zeitoun AAM, Debevere JM, Mossel DAA (1994) Significance of Enterobacteriaceae as index organisms for hygiene on fresh untreated poultry, poultry treated with lactic acid and poultry stored in a modified atmosphere. *Food Microbiol* 11(2):169–176. <https://doi.org/10.1006/fmic.1994.1020>
154. Zhang H, Wu J, Guo X (2016) Effects of antimicrobial and antioxidant activities of spice extracts on raw chicken meat quality. *Food Sci Hum Wellness* 5(1):39–48. <https://doi.org/10.1016/j.fshw.2015.11.003>
155. Zhang H, Zheng X, Yu T (2007) Biological control of postharvest diseases of peach with *Cryptococcus laurentii*. *Food Control* 18(4):287–291. <https://doi.org/10.1016/j.foodcont.2005.10.007>
156. (2016) Federal Institute for Drugs and Medical Devices (BfArM) - Bundesgesundheitsministerium. <https://www.bundesgesundheitsministerium.de/en/en/ministry/authorities-within-the-remit/federal-institute-for-drugs-and-medical-devices-b.html>. Accessed 18 Nov 2022
157. (2017) BCCDC advises British Columbians about a new outbreak of *E. coli* O121 associated with flour. In: BC Cent. Dis. Control. <http://www.bccdc.ca/about/news-stories/news-releases/2017/bccdc-advises-british-columbians-about-a-new-outbreak-of-e-coli-o121-associated-with-flour>. Accessed 10 Dec 2022