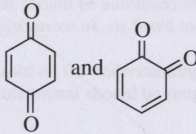
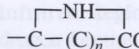
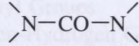
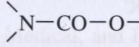
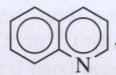
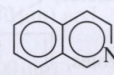

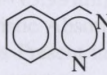
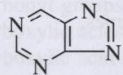
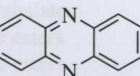

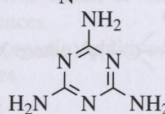
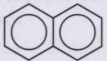
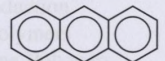
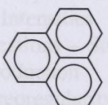

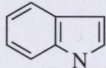










Contents

List of Charts and Figures	xi		
List of Tables	xiii		
Symbols Used	xvi		
Preface	xvii		
1 Introduction	1		
Spurious Bands in Infrared and Raman Spectra	4		
Spurious Bands at Any Position	5		
Spurious Bands at Specific Positions	9		
Positive and Negative Spectral Interpretation	9		
Negative Spectral Interpretation	10		
Positive Spectral Interpretation	10		
Regions for Preliminary Investigation	10		
Preliminary Regions to Examine	10		
Confirmation	14		
Chemical Modification	14		
Collections of Reference Spectra	14		
Final Comment	48		
References	48		
2 Alkane Group Residues: C-H Group	50		
Alkane Functional Groups	50		
Alkane C-H Stretching Vibrations	50		
Alkane C-H Deformation Vibrations	51		
Alkane C-C Vibrations: Skeletal Vibrations	53		
References	67		
3 Alkenes, Oximes, Imines, Amidines, Azo Compounds: C=C, C=N, N=N Groups	68		
Alkene Functional Group, >C=C<	68	Alkene >C=C< Stretching Vibrations	68
		Alkene C-H Stretching Vibrations	69
		Alkene C-H Deformation Vibrations	69
		Alkene Skeletal Vibrations	69
		Oximes, >C=N-OH , Imines, >C=N- , Amidines,	78
		>N-C=N- , etc.	
		Azo Compounds, -N=N-	80
		References	81
		4 Triple Bond Compounds: $\text{-C}\equiv\text{C-}$, $\text{-C}\equiv\text{N}$, $\text{-N}\equiv\text{C}$, $\text{-N}\equiv\text{N}$ Groups	82
		Alkyne Functional Group, $\text{-C}\equiv\text{C-}$	82
		Alkyne $\text{C}\equiv\text{C}$ Stretching Vibrations	82
		Alkyne C-H Vibrations	82
		Alkyne Skeletal Vibrations	82
		Nitriles, $\text{-C}\equiv\text{N}$	84
		Isonitriles, $\text{-N}\equiv\text{C}$	85
		Nitrile <i>N</i> -oxides, $\text{-C}\equiv\text{N} \rightarrow \text{O}$	85
		Cyanamides, $\text{>N-C}\equiv\text{N}$	86
		Diazonium Salts, $\text{Aryl-N}\equiv\text{N}^+\text{X}^-$	86
		References	86
		5 Cumulated Double-bond Compounds: X=Y=Z Group	88
		Allenes, >C=C=C<	88
		Isocyanates, -N=C=O , and Cyanates	88
		Isothiocyanates, -N=C=S	89

Thiocyanates, $-S-C\equiv N$	89	10 The Carbonyl Group: $C=O$	115
Selenocyanates and Isoselenocyanates	90	Introduction	115
Azides, $-N=N^+=N^-$	90	Ketones, >C=O	117
Diazo Compounds, $\text{>C=N}^+=\text{N}^-$	90	Ketone $C=O$ Stretching Vibrations	117
Carbodi-imides, $-N=C=N-$	93	Methyl and Methylene Deformation Vibrations in Ketones	117
References	93	Ketone Skeletal and Other Vibrations	117
6 Hydroxyl Group Compounds: $O-H$ Group	94	Quinones 	122
Alcohols, $R-OH$	94	Aldehydes, $-CHO$	122
Alcohol $O-H$ Stretching Vibrations	94	Aldehyde $C=O$ Stretching Vibrations	122
Alcohol $C-O$ Stretching Vibrations	94	Aldehydic $C-H$ Vibrations	122
Alcohol $O-H$ Deformation Vibrations	95	Other Aldehyde Bands	123
Phenols	99	Carboxylic Acids, $-COOH$	125
References	99	Carboxylic Acid $O-H$ Stretching Vibrations	125
7 Ethers: G_1-O-G_2 Group	101	Carboxylic Acid $C=O$ Stretching Vibrations	125
References	104	Other Vibrations of Carboxylic Acids	125
8 Peroxides and Hydroperoxides: $-O-O-$ Group	105	Carboxylic Acid Salts	129
References	106	Carboxylic Acid Anhydrides, $-CO-O-CO-$	130
9 Amines, Imines, and Their Hydrohalides	107	Carboxylic Acid Halides, $-CO-X$	130
Amine Functional Groups	107	Diacyl Peroxides, $R-CO-O-O-CO-R$, (Acid Peroxides), and Peroxy Acids, $-CO-OO-H$	130
Amine $N-H$ Stretching Vibrations	107	Esters, $-CO-O-$, Carbonates, $-O-CO-O-$, and Haloformates, $-O-CO-X$	132
Amine $N-H$ Deformation Vibrations	107	Ester $C=O$ Stretching Vibrations	132
Amine $C-N$ Stretching Vibrations	107	Ester $C-O-C$ Stretching Vibrations	133
Amine >N-CH_3 and >N-CH_2- Absorptions	108	Other Ester Bands	134
Other Amine Bands	108	Lactones, $\text{>C-(C}_n\text{)}_n\text{-CO}$	142
Amine Hydrohalides, $-\text{NH}_3^+$, >NH_2^+ , >NH^+ and Imine Hydrohalides, >C=NH^+	108	Amides, $-\text{CO-N}$	143
Amine Hydrohalide $N-H^+$ Stretching Vibrations	108	Amide $N-H$ Stretching Vibrations	143
Amine Hydrohalide $N-H^+$ Deformation Vibrations	109	Amide $C=O$ Stretching Vibrations: Amide I Band	143
Amine and Imine Hydrohalides: Other Bands	113	Amide $N-H$ Deformation and $C-N$ Stretching Vibrations: Amide II Band	144
References	113	Other Amide Bands	145
		Hydroxamic Acids, $-\text{CO-NHOH}$	145
		Hydrazides, $-\text{CO-NH-NH}_2$ and $-\text{CO-NH-NH-CO-}$	148

Lactams,  (Cyclic Amides)	149	Overtone and Combination Bands	168
Imides, $-\text{CO}-\text{NH}-\text{CO}-$	149	$\text{C}=\text{C}$ and $\text{C}=\text{N}$ Stretching Vibrations	168
Ureas,  (Carbamides)	151	Ring $\text{C}-\text{H}$ Deformation Vibrations	169
Urethanes,  (Carbamates)	154	Other Bands	169
References	154	Pyridine <i>N</i> -Oxides	169
		Other Comments	169
11 Aromatic Compounds	157	Quinolines,  , and Isoquinolines, 	173
Aromatic $\text{C}-\text{H}$ Stretching Vibrations	158	Pyrimidines, 	173
Aromatic In-plane $\text{C}-\text{H}$ Deformation Vibrations	159	Quinazolines, 	173
Aromatic Out-of-plane $\text{C}-\text{H}$ Deformation Vibrations and Ring Out-of-plane Vibrations in the Region $900-650\text{ cm}^{-1}$	159	Purines, 	173
Aromatic $\text{C}=\text{C}$ Stretching Vibrations	160	Phenazines, 	176
Overtone and Combination Bands	161	Sym-triazines, 	177
Aromatic Ring Deformation Below 700 cm^{-1}	161	Melamines, 	179
Polynuclear Aromatic Compounds	165	References	179
Naphthalenes, 	165	13 Five-membered Ring Heterocyclic Compounds	181
Anthracenes,  and Phenanthrenes, 	165	Pyrroles,  and Indoles, 	181
References	167	Pyrrolines, 	181
12 Six-membered Ring Heterocyclic Compounds	168		
Pyridine Derivatives, 	168		
Aromatic $\text{C}-\text{H}$ Stretching Vibrations	168		

Furans, 	181	Organic Sulphones, 	215
Thiophenes, 	183	Sulphonyl Halides, $\text{SO}_2\text{-X}$	216
Imidazoles, 	187	Sulphonamides, $\text{-SO}_2\text{-N}$ 	216
Pyrazoles, 	189	Covalent Sulphonates, $\text{R-SO}_2\text{-OR}'$	218
References	189	Organic Sulphates, $\text{-O-SO}_2\text{-O-}$	219
14 Organic Nitrogen Compounds	191	Sulphonic Acids, $\text{-SO}_3\text{H}$, and Salts, SO_3^-M^+	220
Nitro Compounds, -NO_2	191	Thiocarbonyl Compounds, >C=S	222
Nitroso Compounds, -N=O , (and Oximes, >C=N-OH)	193	Reviews	224
Covalent Nitrates, -ONO_2	195	Organic Selenium Compounds	224
Nitrites, -O-N=O	195	Selenoamides, >N-CSe-	224
References	197	The Se=O Stretching Vibration	227
15 Organic Halogen Compounds	198	The P=Se Stretching Vibration	227
Organic Halogen Compounds, >C-X (where X=F, Cl, Br, I)	198	References	227
Organic Fluorine Compounds	198	17 Organic Phosphorus Compounds	229
Organic Chlorine Compounds	198	P-H and P-C Vibrations	229
Organic Bromine Compounds	201	P-OH and P-O Vibrations	229
Organic Iodine Compounds	205	P-O-C Vibrations	229
Aromatic Halogen Compounds	207	P=O Vibrations	229
References	207	Other Bands	240
16 Sulphur and Selenium Compounds	209	References	240
Mercaptans, -SH	209	18 Organic Silicon Compounds	241
C-S and S-S Vibrations: Organic Sulphides, >S ,	209	Si-H Vibrations	241
Mercaptans, -SH , Disulphides, -S-S- , and Polysulphides, $\text{-(-S-S-)}_n\text{-}$		Methyl-Silicon Compounds, Si-CH_3	241
Compounds containing S=O: Organic Sulphoxides, >S=O , and Sulphites, -O-SO-O-	211	Ethyl-Silicon Compounds	241
		Alkyl-Silicon Compounds	241
		Aryl-Silicon Compounds	241
		Si-O Vibrations	246
		Silicon-Nitrogen Compounds	246
		Silicon-Halide Compounds	246
		Hydroxyl-Silicon Compounds	246
		References	246
		19 Boron Compounds	247
		References	253

20 The Near Infrared Region	254	Polyconjugated Molecules	272
Carbon-Hydrogen Groups	254	Resins	272
Oxygen-Hydrogen Groups	255	Coatings and Alkyd Resins	273
Carbonyl Groups	255	Elastomers	273
Nitrogen-Hydrogen Groups	255	Plasticisers	273
Polymers	257	Strongest Band(s) in the Infrared Spectrum	273
Biological, Medical, and Food Applications	257	Strongest bands near 2940 cm^{-1} ($\sim 3.40\text{ }\mu\text{m}$) and	274
References	258	1475 cm^{-1} ($\sim 6.78\text{ }\mu\text{m}$)	
		Strongest band near 1000 cm^{-1} ($\sim 10.00\text{ }\mu\text{m}$)	274
		Strongest band near 1100 cm^{-1} ($\sim 9.09\text{ }\mu\text{m}$)	274
		Strongest band in the region $835\text{--}715\text{ cm}^{-1}$	274
		($11.98\text{--}13.99\text{ }\mu\text{m}$)	
21 Polymers – Macromolecules	259	Characteristic Absorption Patterns of Functional	274
Introduction	259	Groups Present in Plasticisers	
Pretreatment of Samples	261	Carbonyl groups	274
Sample Preparation	262	Carboxylic acids	274
Basic Techniques – Liquid, Solution, Dispersion	262	Carboxylic acid salts	274
Dispersive Techniques	262	<i>Ortho</i> -Phthalates	274
Films, Solvent Cast, Hot Press, Microtome	262	Aliphatic esters	275
Attenuated Total Reflection, Multiple Internal	263	Aromatic esters	276
Reflection and Other Reflection Techniques		Sulphonamides, sulphates and sulphonates	276
Pyrolysis, Microscope, etc.	263	Sulphonic acid esters	276
Other Techniques	263	Characteristic Bands of Other Commonly Found	276
Theoretical Aspects – Simplified Explanations	263	Substances	
General Introduction	263	Common Inorganic Additives and Fillers	276
Crystalline Polymers	264	Carbonates	276
Non-crystalline Polymers	265	Sulphates	277
Band Intensities	265	Talc	277
Applications – Some Examples	266	Clays	277
Introduction	266	Titanium Dioxide	278
Stereoregularity, Configurations and Conformations	267	Silica	278
Morphology – Lamellae and Spherulites	267	Antimony Trioxide	278
C=C Stretching Band	267	Infrared Flowcharts	278
Thermal and Photochemical Degradation	268	References	281
Polyethylene and Polypropylene	268		
Polystyrenes	269		
Polyvinylchloride, Polyvinylidenechloride,	269		
Polyvinylfluoride, and Polytetrafluoroethylene			
Polyesters, Polyvinylacetate	270	22 Inorganic Compounds and Coordination Complexes	283
Polyamides and Polyimides	270	Ions	284
Polyvinyl Alcohol	271	Coordination Complexes	292
Polycarbonates	271	Isotopic Substitution	299
Polyethers	271	Coordination of Free Ions having Tetrahedral	299
Polyetherketone and Polyetheretherketone	271	Symmetry	
Polyethersulphone and Polyetherethersulphone	271	Coordination of Free Ions having Trigonal-Planar	299

Symmetry	
Coordination of Free Ions having Pyramidal Structure	300
Coordinate Bond Vibration Modes	300
Structural Isomerism	301
<i>Cis-trans</i> isomerism	301
Lattice Water and Aquo Complexes	301
Metal-Alkyl compounds	302
Metal Halides	303
Metal- π -Bond and Metal- σ -Bond	304
Complexes – Alkenes, Alkynes, etc.	
Alkenes	304
Alkynes	307
Cyclopentadienes	308
Metal-Cyano and Nitrile Complexes	309
Ammine, Amido, Urea and Related Complexes	309
Metal Carbonyl Compounds	314
Metal-Acetylacetonato Compounds, Carboxylate Complexes and Complexes Involving the Carbonyl Group	317
Carboxylate Complexes and other Complexes Involving Carbonyl Groups	317
Nitro- ($-\text{NO}_2$) and Nitrito- ($-\text{ONO}$) Complexes	320
Thiocyanato- ($-\text{SCN}$) and Isothiocyanato- ($-\text{NCS}$) Complexes	320
Isocyanates, $\text{M}-\text{NCO}$	320
Nitrosyl Complexes	320
Azides, $\text{M}-\text{N}_3$, Dinitrogen and Dioxygen Complexes and Nitrogen Bonds	321
Hydrides	321
Metal Oxides and Sulphides	323
Glasses	325
Carbon Clusters	327
References	327

23 Biological Molecules – Macromolecules	328
Introduction	328
Sample Preparation	328
Carbohydrates	328
Cellulose and its Derivatives	329
Amino Acids	329
Free Amino Acid $-\text{NH}_3^+$ Vibrations	332
Free Amino Acid Carboxyl Bands	332
Amino Acid Hydrohalides	332
Amino Acid Salts	332
Nucleic Acids	333
Amido Acids, $\text{N}-\text{CO}\cdots\text{COOH}$	333
Proteins and Peptides	333
Lipids	335
Bacteria	338
Food, Cells and Tissues	339
References	340

Appendix Further Reading	341
---------------------------------	------------

Index	343
--------------	------------