

TO THE TEACHER

This is Book Six of Edna Mae Burnam's Piano Course—STEP BY STEP.

It is designed to follow her Book Five by showing new subjects in logical order, and one at a time.

Sufficient work is given on each step so that the student will thoroughly comprehend it before going on to the next step.

The meaning of all musical words and expression marks used in the book is given on pages 57 and 58.




When the student completes Book Six the following will have been learned:—

1. Key Signatures—

a. How to read and play in the following **new** key signatures:

B major	D-flat major	A-flat major
F-sharp major	G-flat major	
C-sharp major	C-flat major	

b. How to read and play more pieces in key signatures used in Books One, Two, Three, Four, and Five.

2. How to change fingers on repeated notes.
3. How to count and play dotted eighth notes.
4. How to read and play grace notes.
5. How to understand and recognize half steps.
6. How to analyze, finger correctly, and play chromatic passages and chromatic scales.
7. How to understand, read, and play a white key used as a sharp and a white key used as a flat.
8. How to read and play rolled chords.
9. How to read and play music written on three staves.
10. How to recognize the sign  and to count and play *alla breve*.
11. How to play six-eight meter twice as fast and count it two counts to each measure.
12. How to play a piece with right hand having melody in middle and left hand crossing back and forth over right for accompaniment.
13. How to recognize the sign  and to play a trill.
14. How to recognize the sign  and to play a turn.