











Contents

- 3 A message to you
- 4 A message to your parent or teacher
- 5 Your cello and bow
- 6 Holding the cello
- 7 Holding the bow
- 8 Rest position, performing and taking a bow
- 9 **Stage 1**  **Stage 1**
- 12 **Stage 2** Bowing, double stopping
- 15 **Stage 3**  **Stage 3**
- 18 **Stage 4** String crossing
- 21 **Stage 5**  **Stage 5** Harmonics
- 23 **Stage 6**  **Stage 6** First finger
- 26 **Stage 7**  **Stage 7** Third finger
- 29 **Stage 8**  **Stage 8** Fourth finger
- 32 **Stage 9**  **Stage 9** A string
- 35 **Stage 10**  **Stage 10** C string
- 39 **Stage 11**  **Stage 11** ties
- 42 **Stage 12** G major scale
- 46 **Stage 13** D major scale and arpeggio
- 49 **Stage 14** Slurs
- 52 **Stage 15** C major, second finger
- 55 **Stage 16** A minor, staccato and spiccato
- 58 **Stage 17**  **Stage 17**
- 61 **Stage 18** Chromatic movement, revision